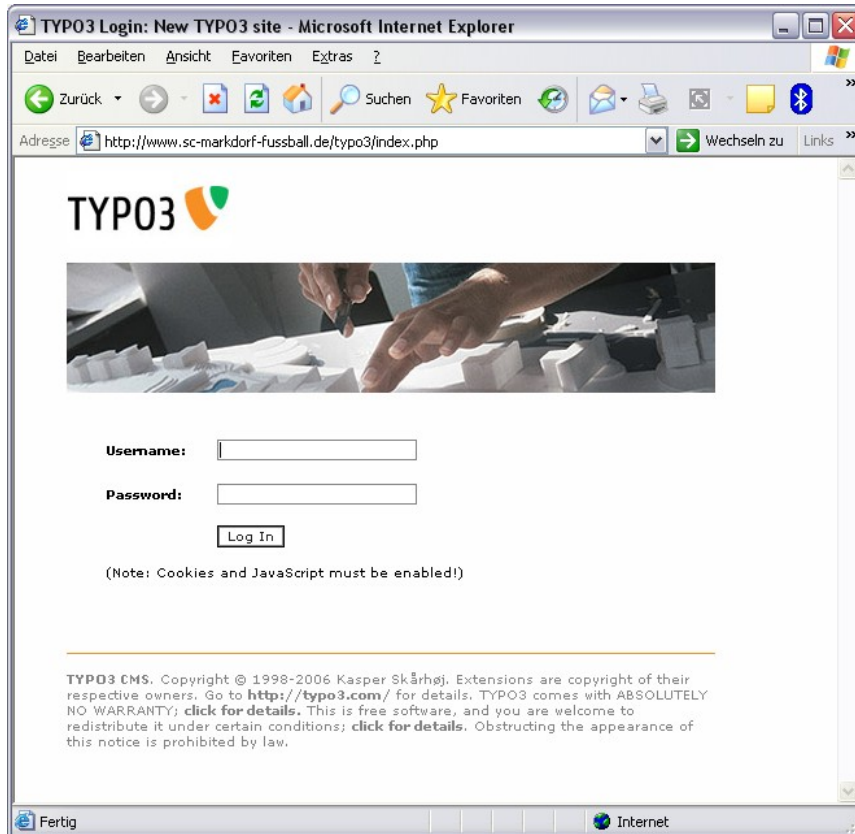


Pflege Vorbericht des Spielführers

1. Einloggen am System

<http://www.sc-markdorf-fussball.de/typo3/index.php>



2. Username und Passwort eingeben

3. Auf der Linken Seite List auswählen

New TYPO3 site [TYPO3 4.0] - Microsoft Internet Explorer

Datei Bearbeiten Ansicht Favoriten Extras ?

Zurück Zurück Suchen Favoriten Wechseln zu Links

Adresse http://www.sc-markdorf-fussball.de/typo3/alt_main.php

TYPO3

TYPO3 4.0 Web Content Management System

TYPO3 CMS ver. 4.0. Copyright © 1998-2006 Kasper Skårhøj. Extensions are copyright their respective owners. Go to <http://typo3.com/> for details. TYPO3 comes with ABSOLUTELY NO WARRANTY; click for details. This is free software, and you are welcome to redistribute it under certain conditions; click for details. Obstructing the appearance of this notice is prohibited by law.

This is a brief description of the available modules:

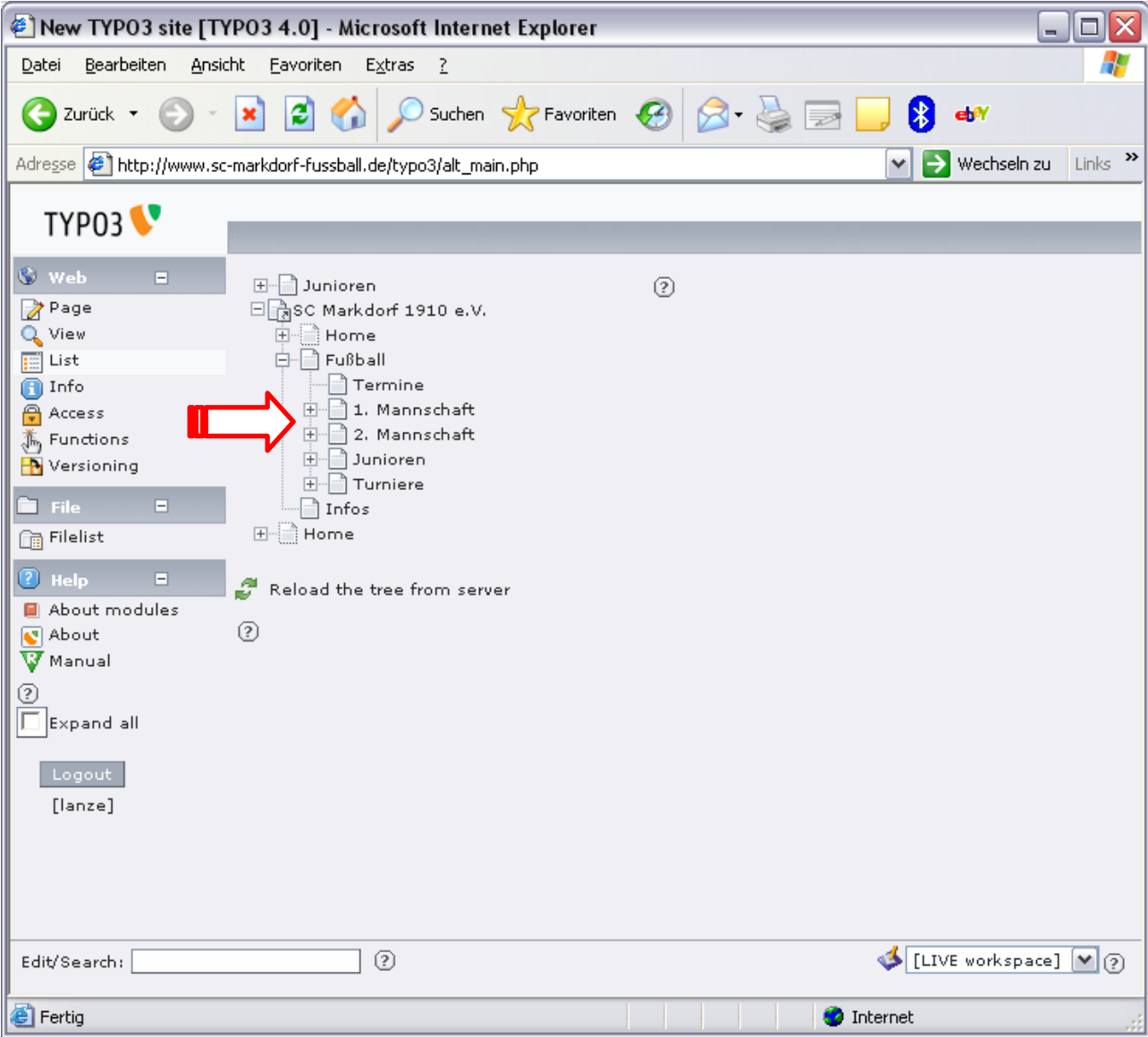
- Web**
- Page content**
This module allows you to create and edit webpages, view page hit statistics, manage different languages and columns of content per page and access special page content like guestbooks and shopping items.
- View page**
Shows the look of the current page and lets you edit the content directly.
- List of database-records**
The Web>List module provides low level access to records appearing on a page.
- Page related information, eg. hit statistics, change log, record counts**
The Web>Info module is focused on statistic information about pages. This includes an overview of the number of records on each page as well as page settings presented in a classic tree structure is provided.
- Page editing permissions**
Setting of page permissions is vital for controlling backend user access to pages. You can assign a user and a group as owners of a page and set access permissions for them.
- Advanced functions**
This module contains general export and import functions in addition to specialised wizards enabling page sorting and batch creating of pages.
- Page and content versioning and workspace management for pages**

Logout [lanze]

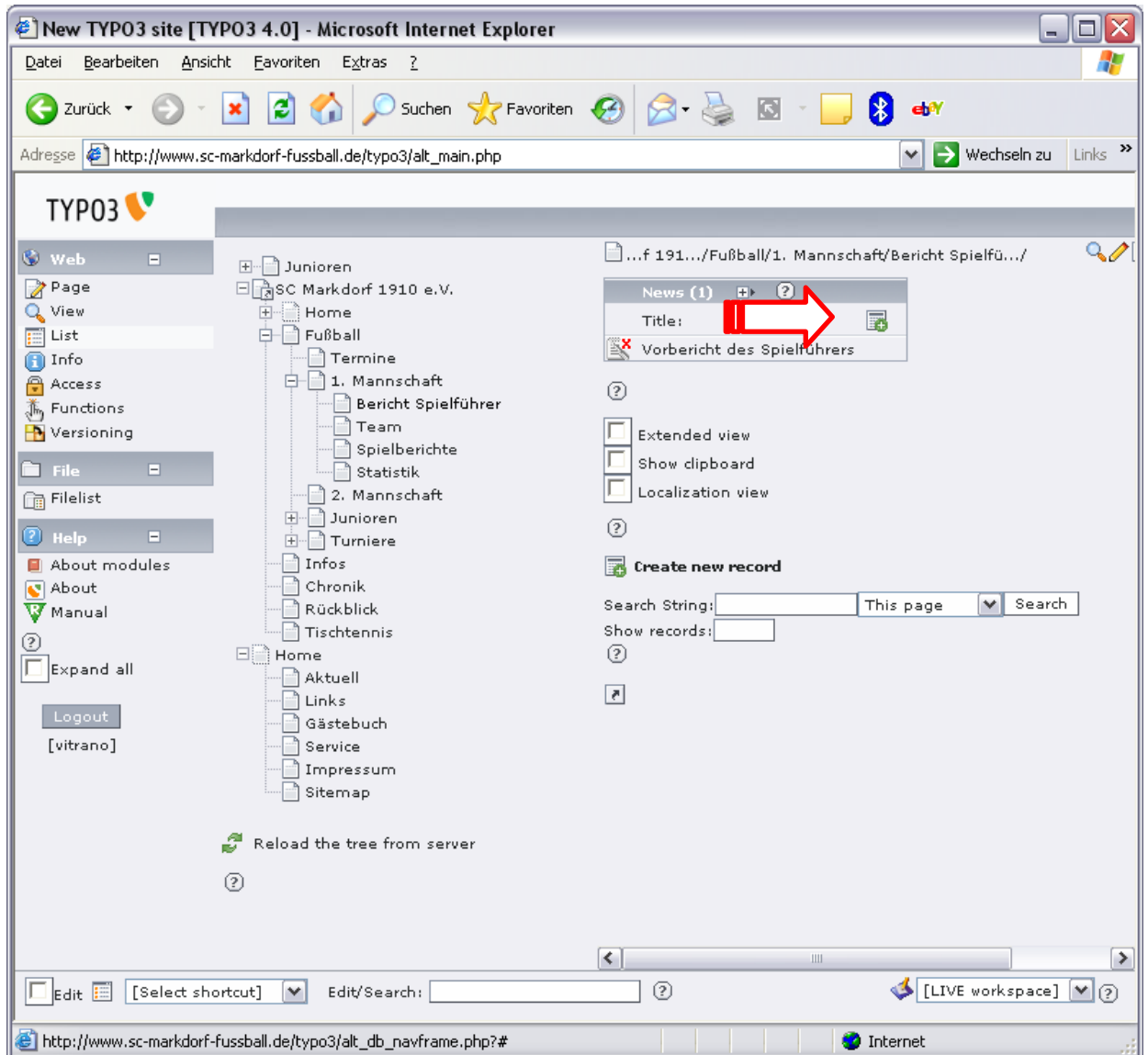
Edit/Search: [?] [LIVE workspace] [?]

Fertig Internet

4. Navigation nach SC Markdorf 1910 e.V. -> Fußball -> 1.Mannschaft



5. Auf „New Record“ klicken



Vorbericht eingeben

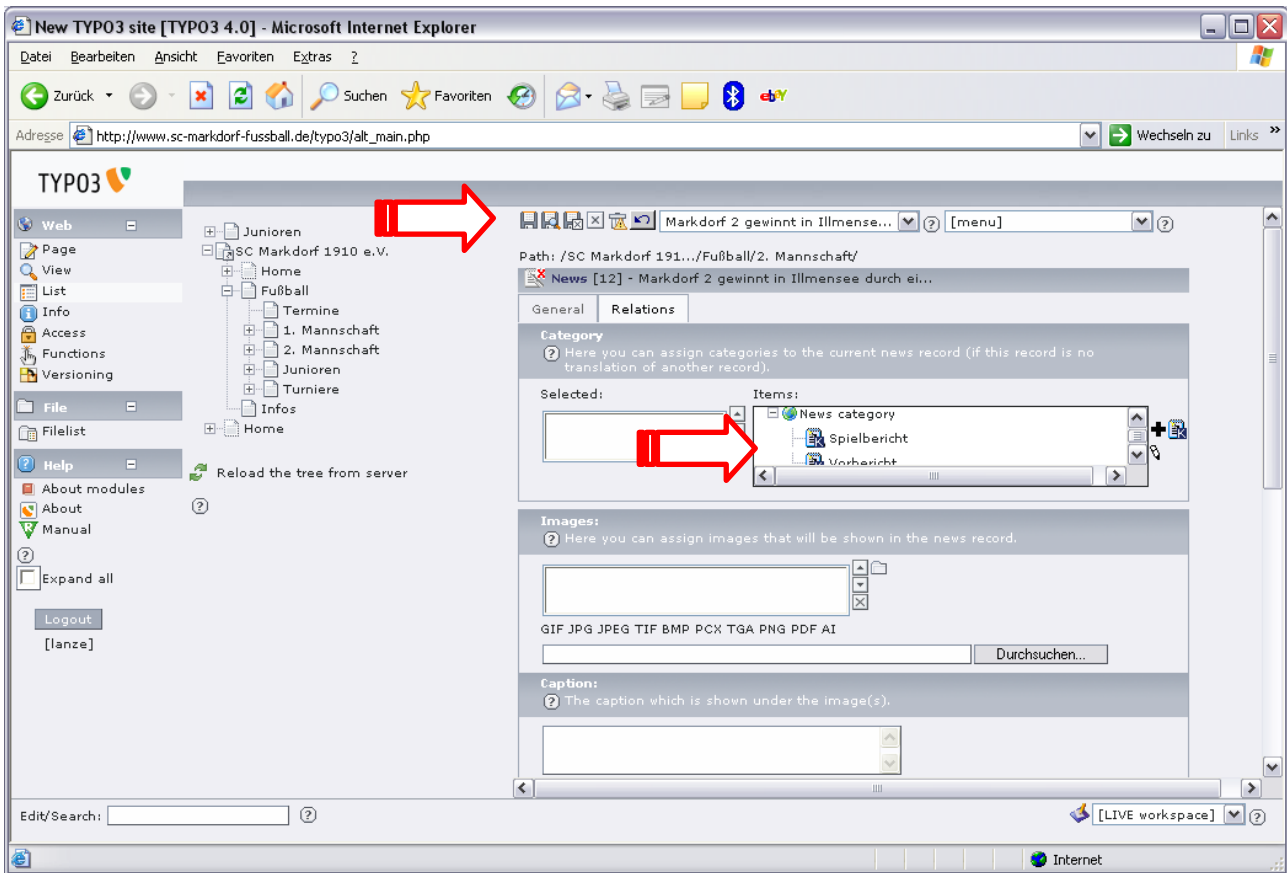
Hide (Verstecken) Flag löschen

"Archive date" (Archivierungsdatum, danach wird der Bericht nicht mehr auf der Homepage angezeigt) Spieltagdatum einstellen

Author eintragen

The screenshot shows the TYPO3 CMS backend interface in Microsoft Internet Explorer. The browser window title is "New TYPO3 site [TYPO3 4.0] - Microsoft Internet Explorer". The address bar shows "http://www.sc-markdorf-fussball.de/typo3/alt_main.php". The page title is "TYPO3". The left sidebar shows a tree view of the site structure, with "1. Mannschaft" selected. The main content area shows the "News [24] - test" edit form. The form has several sections: "General" with a "Title" field containing "test" and a "Hide" checkbox; "Date/Time" with a "Date" field containing "20:26 14-9-2006" and an "Archive date" field containing "14-9-2006"; "Author" with an empty text field; and "Text" with a rich text editor. Red arrows point to the "Hide" checkbox, the "Archive date" field, the "Author" field, and the rich text editor. The status bar at the bottom shows "Fertig" and "Internet".

6. Auf „Relation“ Reiter klicken



Kategory auswählen
Save klicken.